

**SMART ENERGY
SOLUTIONS**



Kubota



KX019-4SI

1.5–2.0 TONNE MICRO EXCAVATOR

Machine weight (canopy) 1775KG

Engine output 19.7PS/14.5kW

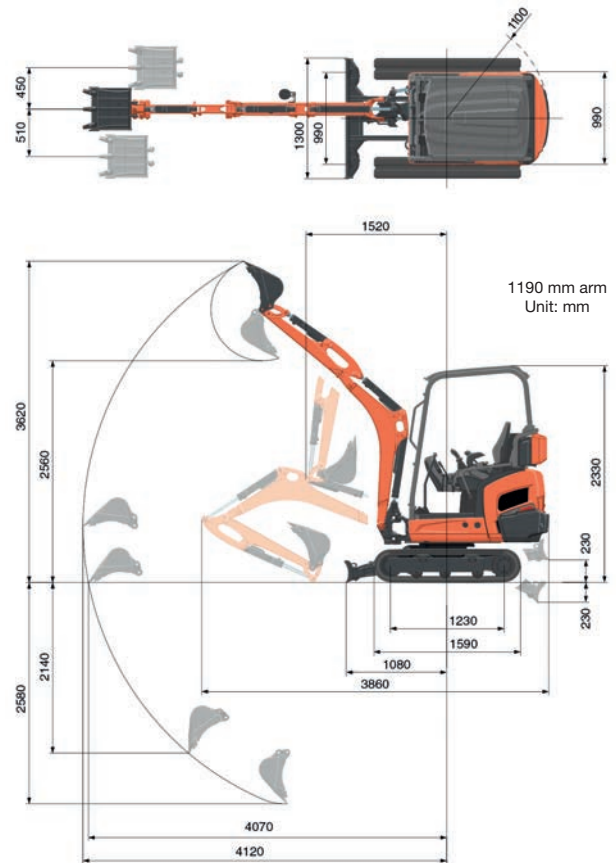
KX019-4SI | EXCAVATOR SPECIFICATIONS

Machine weight / Operating weight	kg	1775 / 1850		
Bucket capacity std. SAE/CECE	m ³	0.04		
Bucket width	without side teeth mm	470		
Engine	Model	WG972-L-E4-BH-1		
	Manufacturer	Kubota		
	Type	Water-cooled E-TVCS LPG Engine		
	Output(Net) ISO 14396	kW / tr/min	14.5 / 2200	
		PS / tr/min	19.7 / 2200	
	Number of cylinders		3	
	Bore×Stroke	mm	74.5 × 73.6	
Displacement	cc	962		
Dimensions	Overall length	mm	3860	
	Overall height	mm	2330	
	Swiveling speed	rpm	9.1	
	Rubber shoe width	mm	230	
	Tumbler distance	mm	1230	
	Dozer size (width×height)	mm	990 / 1300 x 230	
	Hydraulic pumps	P1, P2	Variable flow pump	
Flow rate	l/min	17.3		
	Hydraulic pressure	MPa (kgf/cm ²)	21.6 (220)	
	P3	Gear Type		
Flow rate	l/min	10.4		
	Hydraulic pressure	MPa (kgf/cm ²)	20.6 (210)	
Max digging force	Arm	kN(kgf)	7.8	
	Bucket	kN(kgf)	15.9	
Boom swing angle (left/right)	deg	75 / 60		
Auxiliary circuit	Flow rate	l/min	27.7	
	Hydraulic pressure	MPa (kgf/cm ²)	21.6 (220)	
Hydraulic reservoir capacity	l	28		
Max traveling speed (low/high)	km/h	2.2 / 4.0		
Ground contact pressure	kPa(kgf/cm ²)	27.4 (0.28)		
Ground clearance	mm	160		
Noise level	LpA/LwA (2000/14/EC)	dB (A)	77 / 91	
Vibration**	Hand arm system (ISO 5349-2:2001)	Digging / Levelling	m/s ² RMS	<2.5 / <2.5
		Driving / Idling	m/s ² RMS	3.83 / <2.5
	Whole body (ISO 2631-1:1997)	Digging / Levelling	m/s ² RMS	<0.5 / <0.5
		Driving / Idling	m/s ² RMS	0.56 / <0.5

*1 Cabin with 35kg standard bucket ready for operation. Machine weight includes 75 kg operator.

**2 These values are measured under specific conditions at maximum engine speed and can deviate, depending on the operating status.

WORKING RANGE

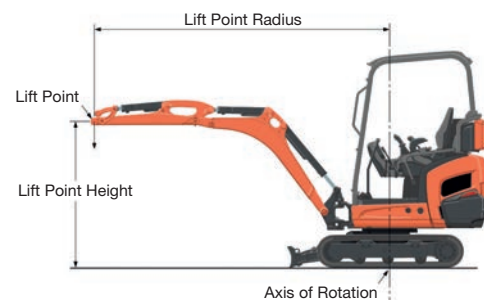


LIFTING CAPACITY

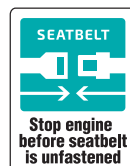
Lift Point Height	Lift point radius (2m)		Lift point radius (max.)			
	Over-front		Over-side		Over-side	
	Blade Down	Blade Up	Blade Down	Blade Up	Blade Down	Blade Up
1.5m	2.4 (0.24)	2.4 (0.24)	2.4 (0.24)	-	-	-
1.0m	4.3 (0.44)	4.3 (0.44)	4.3 (0.44)	-	-	-
0.5m	5.7 (0.58)	4.8 (0.49)	4.9 (0.50)	2.6 (0.26)	2.1 (0.22)	2.2 (0.22)
0m	5.9 (0.61)	4.7 (0.48)	4.8 (0.49)	-	-	-

* Working ranges are with Kubota standard bucket, without quick coupler.

** Specifications are subject to change without notice for purpose of improvement.



Kubota (U.K.) Limited
Dormer Road, Thame, Oxfordshire OX9 3UN
Telephone: 01844 268140
Fax: 01844 216685
www.kubota.co.uk



For Earth, For Life
Kubota