

Engine output: **40.4 PS / 29.7 kW**

Machine weight: **4,135 kg**

For Earth, For Life

Kubota

KX042-4α

KUBOTA MINI EXCAVATOR



Performance plus environmental friendliness

The most environmentally friendly excavator in its class, the KX042-4 α incorporates a DPF (Diesel Particulate Filter) to ensure clean exhaust emissions. The KX042-4 α is also performance friendly, with a powerful and reliable engine and the versatility you need for every job on the work site.



KX042-4 α

PERFORMANCE

Got a tough job? Get a KX042-4 α . It has the power and versatility to handle the toughest jobs with ease and efficiency, thanks to digging and lifting performance, AUX oil flow with proportional flow control, auto idling, auto-shift, float position and a wealth of other productivity enhancements, Kubota's system that lowers fuel consumption to save you money.

STAGE V

Kubota Original DI Engine with CRS and DPF Muffler

Kubota Original DI Engine equipped with CRS and DPF, Kubota's direct-injection engines are now fully Stage-V compliant. The new and improved DPF reduces maintenance by increasing the service intervals for both the regeneration filter and ash cleaner.



AUX oil flow with proportional flow control

Thumb-operated switches provide quick and easy proportional flow control for AUX1 and AUX2.



Left control lever



Right control lever

Auto-shift


The auto-shift system enables automatic travel shift from high to low depending on traction effort and terrain. This gives smoother simultaneous operations when dozing and turning.

Auto idling system

Save fuel with Kubota's Auto Idle. When the control levers are in neutral for more than 4 seconds, the engine RPM automatically idles. Move any control lever and the engine RPM immediately returns. This innovative feature reduces noise and exhaust emissions while reducing operating costs.

Float position

You don't need to adjust the dozer height to make a clean ground surface—after backfilling, just travel backward along the covered ditch with the dozer in the float position. The float function is standard making ground-finishing work fast and easy!



COMFORTABLE INTERIOR

The KX042-4 α raises the standard in 4-tonne excavator comfort with a spacious cab that rivals 5-tonne excavators. The luxurious cab features a wide entrance, ample legroom and a deluxe seat. Operability is remarkable with easy-to-use features.



1. Deluxe suspension seat

Designed and engineered to fit better and to keep you working longer comfortably, Kubota's high-back suspension seat reduces strain and minimises operator fatigue. It reclines to accommodate your individual posture, and offers weight compensation, firm and adjustable wrist support and retractable high visibility orange seat belt with alert function.

Air conditioning (OPT)

The overall air circulation in the cab has been improved, thanks to a stronger cooling/heating unit and the positioning of six vents around the operator to offer better all-round comfort.



2. Spacious cab / Wide entrance


Designed to optimise operator comfort, this large cab with a fully flat floor provides generous legroom to minimise fatigue. The KX042-4 α 's roomy cab provides a wide doorway and ample foot space, to make getting on and off the excavator a breeze.

Fully flat floor with foot rest

For added comfort, the cabin floor is completely flat for greater legroom and a more spacious feel.

3. Easy-open front slide window

Unlike many excavator windows, the front glass window of the KX042-4 α opens with ease. Just flip the latches on the window sides and slide it up. A gas-assist mechanism makes this action almost effortless.



LCD panel

Positioned to the front right of the operator, the KX042-4α's LCD panel provides great visibility and features a wide, easy-to-read display, effortless button operation, simple settings, and clear, user-friendly indicators and alerts that provide a wealth of information about the status of the excavator's functions.


- A. Hour meter**
- B. Fuel level**
- C. Coolant temperature**
- D. Clock**
- E. Engine RPM**



Interval information



Warning mode



SAFETY/MAINTENANCE

The KX042-4 α 's ease of operation extends to maintenance, with a rear engine cover and right side panel that fully open, even simultaneously, to provide complete access to all serviceable areas of the engine and other components. Safety is also paramount, with a ROPS/OPG cabin, Engine Start and Safety Lever Lockout Systems, and tie-down points on the track frame and dozer.



Safety

Safety is designed into every detail of the KX042-4 α . An Engine Start Lockout System prevents the engine from starting when the safety levers are lowered. A Safety Lever Lockout System helps prevent unexpected excavator and attachment movement when entering or exiting the machine. It also makes the excavator more safe during transport and more secure when parked on an incline.

Seat belt alarm and high-visibility seat belt

The bright orange seat belt visually reminds operators to fasten it before turning on the engine. Should the operator forget, a warning function will prompt the operator to fasten it.

Rear tie-down hook (opt)

Tie down points are located in the appropriate places and at a convenient height on the counter weight to enhance security as well as prevent the upper frame from rotating unexpectedly during transportation.

ROPS/OPG (Top Guard, Level I) cabin

ROPS/OPG (Top Guard, Level I) cabin provide protection in the event of accidental rollovers and falling objects.

One-sided engine maintenance

Kubota makes it easier for you to keep the KX042-4 α in tip-top condition. Primary engine components are located on one side for easy access, inspection and maintenance.

Two-piece hose design

The two-piece hose connections for the dozer cylinder simplify hose replacement and reduce downtime.

Kubota original Anti-theft System


Your KX042-4 α is protected by Kubota's industry-leading Anti-theft System.




Kubota Genuine and Approved Parts

for maximum performance, durability and safety





- A. DPF muffler**
- B. Fuel filter**
- C. Water separator**
- D. Engine oil dipstick**
- E. Reserve tank**
- F. Alternator**
- G. Starter motor**



Standard Equipment

Engine/Fuel system

- KUBOTA original engine
- Double-element air cleaner
- Battery isolator
- Automatic fuel bleed system
- Auto idling system
- Water separator with filter

Undercarriage

- 350 mm rubber track
- Short pitched rubber crawler
- 2-speed travel
- Auto shift
- 4 × double-flange track rollers on each track
- 1 × upper track roller

Hydraulic system

- 1 × variable displacement pump
- 1-pump load sensing system
- Pressure accumulator
- Hydraulic pressure checking ports
- Straight travel circuit
- Auxiliary hydraulic circuit piping to the arm's end
- 1st auxiliary circuit (AUX1) switch on right control lever for proportional control
- Adjustable maximum oil flow on AUX1 via digital panel

- Third line hydraulic return

Safety system

- Engine start safety system on the left console
- Hydraulic lock system
- Travel motor with disc brake
- Swivel negative brake
- Kubota original anti-theft system

Working equipment

- 1600 mm arm
- 1 light on the boom
- Dozer blade with float function

Cabin

- ROPS (Roll-Over Protective structure, ISO3471)
- OPG (Operator Protective Guard, Top Guard level I, ISO 10262)
- Cabin heater for defrosting and demisting
- Weight-adjustable full suspension seat
- Retractable orange seatbelt with alert function
- 2 working lights on the cabin
- 2 speakers and radio antenna
- Location for radio
- Hydraulic pilot control levers with adjustable wrist rests
- Travel levers with removable foot pedals
- Digital panel with diagnosis function
- Front window power-assisted with gas damper

- 12 V power source
- Emergency exit hammer

Others

- Tool storage space
- Tie down points on track frame front

Optional Equipment

Undercarriage

- 350 mm steel track (+45 kg)

Hydraulic system

- AUX2 switch on left control lever for proportional control, with adjustable maximum oil flow on AUX2 circuits via digital panel

Safety system

- Safety valve for boom, arm and dozer
- Front grille (not meet the requirements of ISO 10262)

Cabin

- Air conditioning

Others

- Bio oil
- Special paint
- Beacon light
- Tie down hook on counter weight

SPECIFICATIONS

*With rubber shoe type

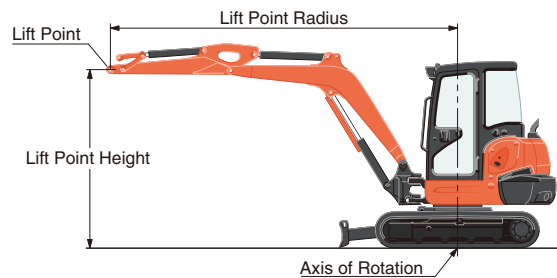
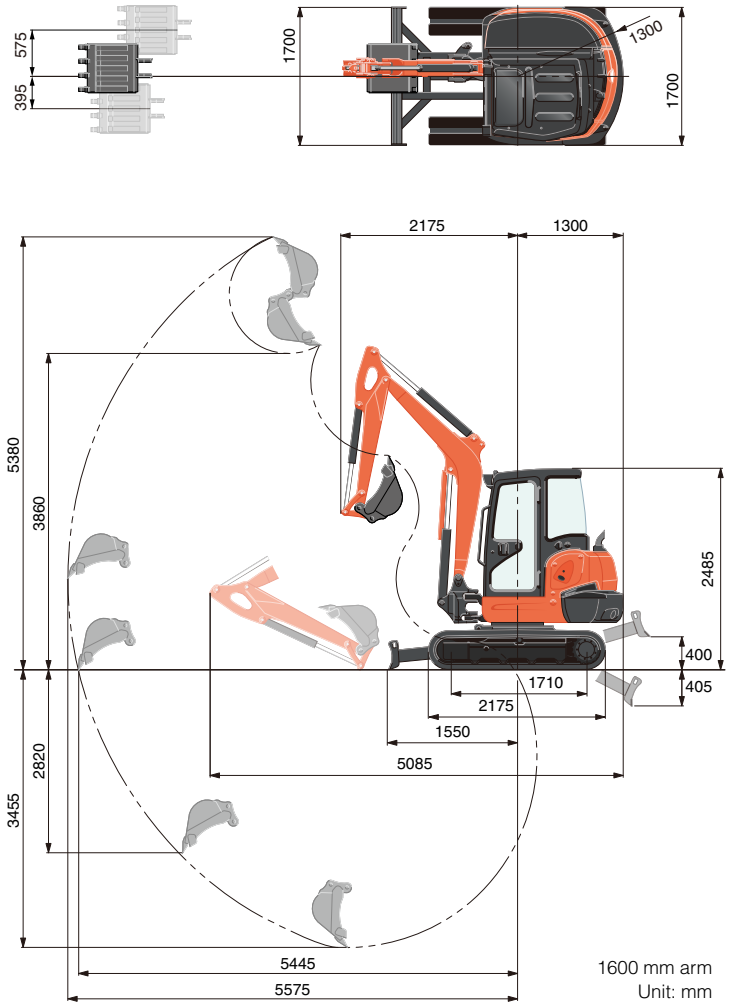
Model		KX042-4 α		
Machine weight ^{*1}		kg	4135	
Operating weight ^{*2}		kg	4210	
Engine	Model		D1803-CR-TE5	
	Type		Water-cooled, diesel engine	
	Emission standard		EU Stage V	
	Output ISO14396	PS/rpm	40.4 / 2200	
		kW/rpm	29.7 / 2200	
	Number of cylinders		3	
	Bore × Stroke	mm	87 × 102.4	
	Displacement	cc	1826	
Dimensions	Overall width	mm	1700	
	Overall height	mm	2485	
	Overall length	mm	5085	
	Ground clearance	mm	330	
	Dozer size (width × height)	mm	1700 × 350	
	Rubber shoe width	mm	350	
	Minimum front swivel radius with boom swing (left / right)	mm	1820 / 2070	
	Boom swing angle (left / right) deg		70 / 55	
Hydraulic pumps	P1	variable displacement pump		
		Flow rate ℓ /min	92.4	
		Hydraulic pressure MPa (kgf/cm ²)	24.5 (250)	
	Auxiliary (AUX1)	Flow rate ℓ /min	65	
		Hydraulic pressure MPa (kgf/cm ²)	20.6 (210)	
	Auxiliary (AUX2)	Flow rate ℓ /min	37	
		Hydraulic pressure MPa (kgf/cm ²)	20.6 (210)	
	Max. digging force, arm	kN (kgf)	17.8 (1815)	
Max. digging force, bucket	kN (kgf)	30.5 (3110)		
Hydraulic reservoir (tank / full)	ℓ	40 / 66		
Max. travelling speed	Low	km/h	2.8	
	High	km/h	4.9	
Ground contact pressure	kPa (kgf/cm ²)	31.5 (0.321)		
Swivelling speed	rpm	9.4		
Fuel tank capacity	ℓ	64		
Noise level	LpA	dB (A)	79	
	LwA (2000/14/EC)	dB (A)	95	
Vibration ^{*3}	Hand arm system (ISO 5349-2:2001)	Digging	m/s ² RMS	<2.5
		Levelling	m/s ² RMS	<2.5
		Driving	m/s ² RMS	<2.5
		Idling	m/s ² RMS	<2.5
	Whole body (ISO 2631-1:1997)	Digging	m/s ² RMS	<0.5
		Levelling	m/s ² RMS	<0.5
		Driving	m/s ² RMS	<0.5
		Idling	m/s ² RMS	<0.5

*1 Cabin with 87 kg standard bucket, 1600mm arm, full tanks, rubber shoe, ready for operation.

*2 Machine weight includes 75 kg operator, 1600mm arm, 87 kg bucket, full tanks, rubber shoe.

*3 These values are measured under specific conditions at maximum engine speed and can deviate, depending on the operating status.

WORKING RANGE



* Working ranges are with Kubota standard bucket, without quick coupler.

* Specifications are subject to change without notice for purpose of improvement.

LIFTING CAPACITY

With Cabin, Rubber shoe

kN (ton)

Lift Point Height	Lifting point radius (2.5m)		Lifting point radius (max.)	
	Over-front	Over-side	Over-front	Over-side
	Blade Down		Blade Down	
2.0m	10.5 (1.08)	10.5 (1.08)	—	—
1.5m	13.3 (1.36)	11.9 (1.21)	—	—
1.0m	15.8 (1.61)	11.4 (1.16)	7.5 (0.76)	4.5 (0.46)
0.5m	17.3 (1.76)	11.1 (1.13)	—	—
0m	17.8 (1.82)	10.9 (1.11)	—	—

Fluorinated greenhouse gases

Air conditioner gas contains fluorinated greenhouse gases.

Model	Industrial designation	Quantity (kg)	CO ₂ equivalent (ton)	GWP
KX042-4α	HFC-134a	0.7	1.01	1430

(Global Warming Potential: GWP)

★ All images shown are for brochure purposes only.

When operating the excavator, wear clothing and equipment in accordance to local legal and safety regulations.

KUBOTA EUROPE S.A.S.

19, rue Jules Verceyusse
Zone Industrielle - CS50088
95101 Argenteuil Cedex France
Téléphone : (33) 01 34 26 34 34
Télécopieur : (33) 01 34 26 34 99

KUBOTA (U.K.) LTD

Dormer Road, Thame, Oxfordshire,
OX9 3UN, U.K.
Phone : (44) 01844-268140
F a x : (44) 01844-216685

KUBOTA Baumaschinen GmbH

Steinhauser Straße 100
66482 Zweibrücken Deutschland
Telefon : (49) 0 63 32 - 487 - 0
F a x : (49) 0 63 32 - 487 - 101

